

2008-2009 Mentor Survey - Teacher Category








2008-09 Mentor Survey - Teacher Category

Respondents: 994 displayed, 994 total Status: Closed
 Launched Date: N/A Closed Date: 05/22/2009

1. Did you participate in mentor training?

		Response Total	Response Percent
Yes		813	89%
No		99	11%
If "No" select and proceed to question #5			
		Total Respondents	912
		(skipped this question)	82

2. What agency group or person provided your mentor training? (Check all that apply)

		Response Total	Response Percent
School district		483	61%
School administrator		101	13%
CESA		214	27%
WEAC		6	1%
Wisconsin New Teacher Center		65	8%
College/University		136	17%
Other, please specify		54	7%
		Total Respondents	797
		(skipped this question)	197

3. How many days of mentor training did you receive?















		Response Total	Response Percent
Half a day or less		71	9%
1-2 days		445	54%
3-5 days		141	17%
More than 5 days		162	20%
		Total Respondents	819
		(skipped this question)	175

4. As part of preparation for your mentoring position, did you receive training on...

	Yes	No	Response Total
Coaching strategies?	87.22% (689)	12.78% (101)	790
Content-focused			

coaching in curricular areas?	50.98% (390)	49.02% (375)	765
Conducting classroom observations?	81.38% (638)	18.62% (146)	784
Giving effective feedback?	94.78% (763)	5.22% (42)	805
Leading study groups?	21.89% (160)	78.11% (571)	731
Analyzing student work?	46.83% (354)	53.17% (402)	756
Working with adult learners to set goals?	71.67% (549)	28.33% (217)	766
Roles and responsibilities of a mentor?	98.39% (792)	1.61% (13)	805
Helping teachers with classroom management?	87.44% (696)	12.56% (100)	796
Helping teachers with lesson planning?	79.72% (625)	20.28% (159)	784
Dealing with difficult initial educator situations?	84.64% (667)	15.36% (121)	788
		Total Respondents	814
		(skipped this question)	180

5. From the list, **check which 3 topics** you would like to see more emphasis on in mentor training.

		Response Total	Response Percent
PDP development and examples		380	42%
Finding time to meet with the initial educator		331	37%
General ongoing mentor support		167	19%
Coaching skills/providing feedback to the initial educator		176	20%
Dealing with difficult initial educator situations		224	25%
Observation of classroom practice/observational tools		166	18%
Expectations of mentors		191	21%
Ideas for dealing with classroom management issues		166	18%
Conflict resolution strategies		125	14%
Information about specific individual school or district policies		53	6%
Sample situations/common problems and how to handle them		187	21%
Differentiation of instruction		171	19%
Nothing		34	4%
Other, please specify		25	3%

Total Respondents 902
(skipped this question) 92

6. Were you given an opportunity to meet with or network with other mentors?

		Response Total	Response Percent
Yes		722	80%
No		183	20%
		Total Respondents	905
		(skipped this question)	89






7. How often did you meet FORMALLY (specific appointment, observation, to work on activities, or to discuss work) with your initial educator?

		Response Total	Response Percent
Daily		40	5%
2-4 times per week		93	11%
Once a week		233	27%
2-3 times per month		181	21%
Once a month		114	13%
As needed		202	23%
		Total Respondents	863
		(skipped this question)	131

8. At your FORMAL meetings with your initial educator, how much time did you typically spend together?

		Response Total	Response Percent
Less than 15 minutes		92	11%
15 to 30 minutes		366	43%
30 minutes to 1 hour		322	37%
1 to 2 hours		61	7%
More than 2 hours		20	2%
		Total Respondents	861
		(skipped this question)	133

9. How often did you speak INFORMALLY (talking in hallway, email, phone calls) with your initial educator(s)?

		Response Total	Response Percent
Daily		530	62%
Weekly		195	23%
Biweekly		47	5%
Monthly		10	1%
As needed		79	9%
		Total Respondents	861
		(skipped this question)	133

10. As part of your mentoring experience, how often did you...

	Never	Weekly	Every 2 weeks	Monthly	A few times a year	Upon request as needed	Response Total
Give encouragement or moral support	0.23% (2)	68.42% (585)	10.64% (91)	8.42% (72)	3.39% (29)	8.89% (76)	855
Observe initial educators and give them feedback on their practice?	20.42% (174)	7.39% (63)	5.63% (48)	10.33% (88)	37.32% (318)	18.9% (161)	852
Conduct/lead study groups on teaching and learning?	76.29% (653)	1.64% (14)	0.82% (7)	4.32% (37)	7.59% (65)	9.35% (80)	856
Work with initial educators to set goals to improve their practice?	12.27% (105)	10.51% (90)	4.32% (37)	18.22% (156)	26.75% (229)	27.92% (239)	856
Work with initial educators to identify strategies for effective instruction?	5.5% (47)	17.19% (147)	7.84% (67)	21.05% (180)	19.18% (164)	29.24% (250)	855
Help initial educators plan lessons?	18.45% (157)	15.04% (128)	6.23% (53)	10.93% (93)	16.92% (144)	32.43% (276)	851
Help initial educators with behavior or classroom management?	6.92% (59)	15.24% (130)	9.61% (82)	15.12% (129)	14.42% (123)	38.69% (330)	853
Have initial educators observe teaching by you or others?	29.02% (247)	5.64% (48)	1.29% (11)	4.47% (38)	35.02% (298)	24.56% (209)	851
Work with initial educators to identify strategies for effective assessment?	14.25% (122)	8.18% (70)	3.86% (33)	14.14% (121)	25.23% (216)	34.35% (294)	856
Help initial educators on understanding curriculum?	9.23% (79)	14.84% (127)	5.84% (50)	17.29% (148)	17.99% (154)	34.81% (298)	856
						Total Respondents	861
						(skipped this question)	133

11. Did you use any district or school provided release time or substitute support to work with your initial educator?

	Response Total	Response Percent
Yes	331	38%
No	531	62%
	Total Respondents	862
	(skipped this question)	132

12. Was your initial educator:

		Response Total	Response Percent
Located in the same school as you		733	85%
Located in the same district as you		121	14%
In another district		8	1%
		Total Respondents	862
		(skipped this question)	132

13. How often did you observe your initial educator in his/her classroom?

		Response Total	Response Percent
1 time		135	16%
2 times		183	21%
3 or more times		327	38%
None		218	25%
		Total Respondents	863
		(skipped this question)	131

14. Did you use a structured observation format, protocol or product to conduct observations of your initial educator's teaching?

		Response Total	Response Percent
Yes		154	18%
No		677	80%
If yes, please describe briefly what format or protocol was used:		17	2%
		Total Respondents	848
		(skipped this question)	146

15. How often did your initial educator observe your teaching?



		Response Total	Response Percent
1 time		164	19%
2 times		145	17%
3 or more times		174	20%
None		372	44%
		Total Respondents	855
		(skipped this question)	139

16. How often did your initial educator observe other teachers teaching?





Response Total	Response Percent
----------------	------------------

1 time		131	15%
2 times		206	24%
3 or more times		257	30%
None		253	30%
		Total Respondents	847
		(skipped this question)	147











17. Did you meet with your initial educator to discuss the observation(s)?

		Response Total	Response Percent
Yes		597	70%
No		252	30%
		Total Respondents	849
		(skipped this question)	145

18. During this year of teaching to what extent do you feel you helped your initial educator(s)?












		Response Total	Response Percent
Not at all		11	1%
To some extent		254	30%
To a moderate extent		401	47%
To a great extent		192	22%
		Total Respondents	858
		(skipped this question)	136

19. From the list, **check which 3 areas** you believe had the **most significant impact** on your initial educators in your work with them as a mentor.

		Response Total	Response Percent
Having a good, supportive listener		524	61%
Developing a confidential relationship and good rapport with my initial educator		419	49%
Having someone provide encouragement and reassurance		451	53%
Having regular interactions or meetings		218	25%
Getting student behavior/classroom management help		174	20%
Getting lesson planning and/or curriculum guidance help		111	13%
Getting ideas, resources and strategies		284	33%
Discussing instructional goals and how to achieve them		66	8%
Getting guidance on how to assess student learning		37	4%
Support with district, school or team specific issues and/or		200	23%

culture			
Nothing/not helpful		6	1%
Other, please specify		28	3%
		Total Respondents	859
		(skipped this question)	135

20. From the list, **check which 3 topics** you felt your initial educator was the **least prepared and/or needed the most support**.

		Response Total	Response Percent
Using state model academic standards and curriculum frameworks in my content area (s) and developing my content knowledge (standard 1)		93	12%
Understanding how children with broad ranges of ability learn and using instructional strategies that promote learning for a wide range of student abilities and developmental needs (standard 2)		116	15%
Differentiating instruction for all learners (standard 3)		165	21%
Differentiating instruction for English Language Learners (standard 3)		61	8%
Differentiating instruction for Gifted and Talented students (standard 3)		63	8%
Differentiating instruction for students with disabilities (standard 3)		70	9%
Using a variety of instructional strategies and instructional materials to encourage critical thinking, problem solving, and performance skills (standard 4)		116	15%
Understanding individual and group motivation and behavior - Discussing ways of motivating students (standard 5)		201	26%
Discussing ways to prevent/intervene in challenging behavior (standard 5)		378	49%
Creating a learning environment that encourages positive social interaction, active engagement in learning, and self-motivation (standard 5)		88	11%
Using instructional media and technology (standard 6)		65	8%
Planning, designing, and delivering standards-based instruction (standard 7)		80	10%
Analyzing lessons taught and reflecting on them to improve instruction (standards 7 and 9)		122	16%
Using formal and informal assessment strategies to evaluate student achievement and inform instruction (standard		117	15%

8 and 9)

Fostering relationships with colleagues, parents, and the community to support student learning (standard 10)



143 19%

Total Respondents 772
(skipped this question) 222

21. Did you help any of the initial educators that you mentor write a Professional Development Plan?

Yes
No



Response Total 183
Response Percent 21%



671 79%

If "No" select and proceed to question #23

Total Respondents 854
(skipped this question) 140

22. If you have helped your initial educator write his/her PDP, rank from 1-5 which component of the writing process you found most challenging? (1 being the easiest, 5 being the most difficult)

Writing the goal statement



Ranking Average 2.34

Identifying measurable objectives that align with the goal



2.97

Developing activities and a timeline to achieve the goal



2.63

Identifying methods to assess your initial educator's professional growth



3.39

Identifying methods to assess the affect of your initial educator's professional growth on student learning









3.63

Total Respondents 164
(skipped this question) 830





23. How would you describe your position?

Full-time Teacher with no

Response Total
Response Percent

release time for mentoring		580	68%
Full-time Teacher with release time for mentoring		186	22%
Part-time Teacher, part time mentor		11	1%
Full-time mentor		17	2%
Retired educator		13	2%
Other, please specify		45	5%
		Total Respondents	852
		(skipped this question)	142

24. In total, for how many school years have you been an **assigned, formal mentor**? Do not include any experience you have had in informally mentoring other teachers.

		Response Total	Response Percent
1		350	41%
2		202	24%
3		151	18%
4 or more		150	18%
		Total Respondents	853
		(skipped this question)	141

25. How many initial educators did you mentor during the school year?

		Response Total	Response Percent
1-2		800	94%
3-5		37	4%
6-9		2	0%
10-12		5	1%
13 or more. Please specify how many initial educators you have mentored this year.		8	1%
		Total Respondents	852
		(skipped this question)	142

26. Which teachers have you mentored in the past year?

		Response Total	Response Percent
First year initial educators		560	68%
Second year initial educators		119	14%
Both first and second year initial educators		141	17%
Teachers with emergency licenses or permits		9	1%
		Total Respondents	829
		(skipped this question)	165

27. I mentor initial educator(s) in the same license area as my own area of licensure.

		Response Total	Response Percent
Yes		613	72%
No		240	28%
		Total Respondents	853
		(skipped this question)	141

28. I was compensated for my mentoring services through:

		Response Total	Response Percent
hourly contract rate		32	4%
mentor stipend		639	75%
compensation time		25	3%
percentage of salary		40	5%
I received no compensation for mentoring		59	7%
Other, please specify		54	6%
		Total Respondents	849
		(skipped this question)	145

29. If you were compensated monetarily for your mentoring work beyond your base salary, please estimate the amount you were compensated **for each initial educator** that you mentored. (For example if you were compensated a total of \$750 and mentored 3 initial educators, enter \$250.)

	Response Total
Amount compensated per initial educator :	697
Total Respondents	
(skipped this question)	
	297

30. In what school district are you employed?

	Response Total	Response Percent
	838	87%
Total Respondents		838
(skipped this question)		156