



# Mathematics Content

Percentage of Overall Mathematics Instructional Time

Administration Year: 2007

Viewing: School Data

Data Cut: All Data

Count: 7

Administration Year: 2007

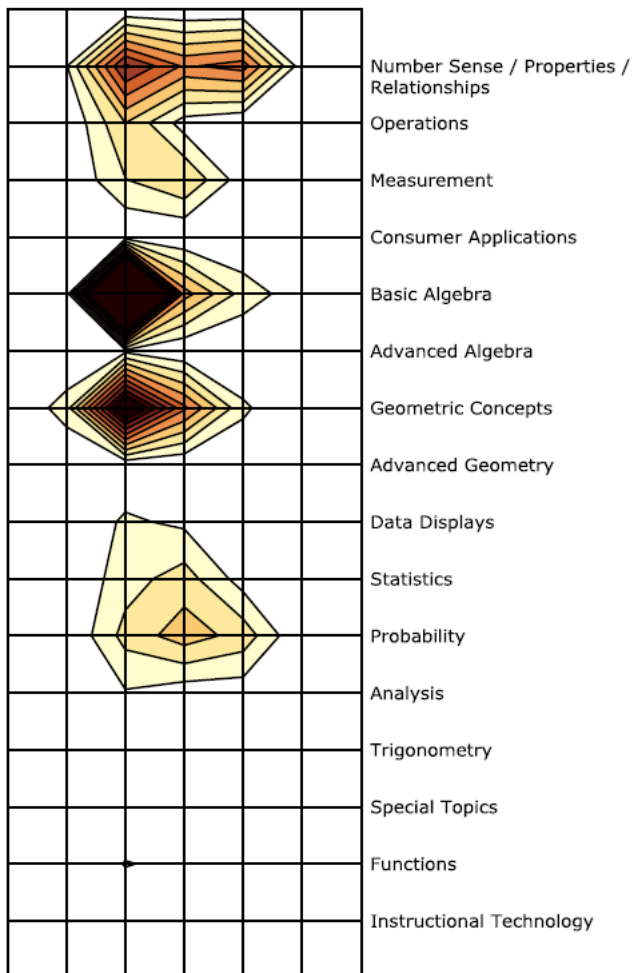
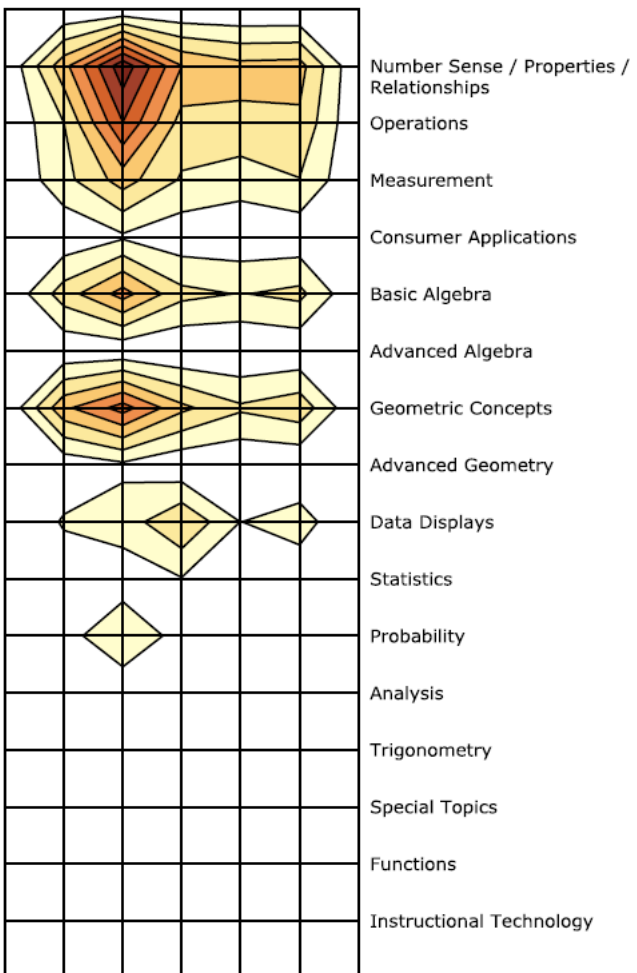
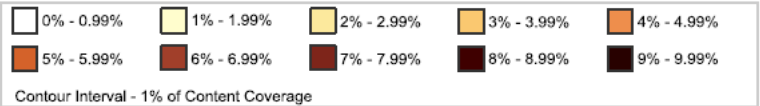
Viewing: 8th Grade Standards Data

Data Cut: All Data

Count: 1



Update Map:



Memorize Facts, Definitions, Formulas  
 Perform Procedures  
 Demonstrate Understanding  
 Conjecture, Analyze, Generalize, Prove  
 Solve Non-Routine Problems/Make Connections

Memorize Facts, Definitions, Formulas  
 Perform Procedures  
 Demonstrate Understanding  
 Conjecture, Analyze, Generalize, Prove  
 Solve Non-Routine Problems/Make Connections